

Dear Teachers,

Welcome to author, Shelley O'Brien's activity page for her fantastical book,

*The Spunky Caboodle and the Christmas Fadoodle*



This story is full of rich comical rhyming words, phrases and characters. Have fun with it!! Perhaps you will want to read the book to your class every day for a week. This way your students will become more familiar with the characters, the words, the illustrations, and the parts of a story.

**This package includes:**

|                     |                          |                            |
|---------------------|--------------------------|----------------------------|
| Chime Back a Phrase | Build a Story            | Word Search                |
| Making Words        | Writing Activity         | Colouring Pages            |
| Write a List        | Juicy Words (adjectives) | Step-by-Step Draw a Dragon |

This package has been created by Laura Orser, big fan of little gaffers and my sister, Shelley O'Brien.



## Chime Back a Phrase:

Teachers, when you need to get the student's attention this week, explain that when you call out one of the following phrases from *The Spunky Caboodle*, they will stop what they are doing, repeat the character's favourite phrase and be ready to listen.

### Phrases:

"It's a peach of a day!"



"It's a riptalesnorter!"



"TRI-DEE-DI"



"Isn't that a corker!"



# MAKING WORDS (Teacher's page)



1. Have students choose one of the 4 words below.
2. Have them cut out the letters of the word.
3. Rearrange the letters to build new words.
4. They can only use the letters they *have*.
5. Record the words on the worksheet provided below.

Here are some words for your reference:

| <b>caboodle</b> | <b>underwear</b> | <b>botsnozzle</b> | <b>riptalesnorter</b> |
|-----------------|------------------|-------------------|-----------------------|
| bad             | under            | to                | rip                   |
| lad             | wear             | so                | tip                   |
| lab             | ear              | no                | lip                   |
| dab             | are              | zoo               | sip                   |
| cab             | were             | lots              | or                    |
| led             | deer             | not               | not                   |
| cool            | dear             | too               | lot                   |
| do              | near             | tool              | pot                   |
| load            | run              | let               | tale                  |
| lead            | read             | set               | sale                  |
|                 | reread           | bet               | pale                  |
|                 | wander           | net               | snore                 |
|                 | draw             |                   | pit                   |
|                 | drawer           |                   | sit                   |
|                 | new              |                   | lit                   |
|                 | newer            |                   | no                    |
|                 | wed              |                   | so                    |
|                 | we               |                   | to                    |
|                 |                  |                   | let                   |

Making Words: caboodle

\_\_\_\_\_  
Name

- |     |
|-----|
| 1.  |
| 2.  |
| 3.  |
| 4.  |
| 5.  |
| 6.  |
| 7.  |
| 8.  |
| 9.  |
| 10. |
| 11. |
| 12. |
| 13. |
| 14. |
| 15. |
| 16. |
| 17. |
| 18. |
| 19. |
| 20. |

SAMPLE PAGES

Teacher: photocopy, cut 1 **caboodle** word strip out for each student. Have students cut the letters apart to manipulate.

|   |   |   |   |   |   |   |
|---|---|---|---|---|---|---|
| c | c | c | c | c | c | c |
| a | a | a | a | a | a | a |
| b | b | b | b | b | b | b |
| o | o | o | o | o | o | o |
| o | o | o | o | o | o | o |
| d | d | d | d | d | d | d |
| l | l | l | l | l | l | l |
| e | e | e | e | e | e | e |

Making Words: **underwear**

\_\_\_\_\_  
Name

|     |
|-----|
| 1.  |
| 2.  |
| 3.  |
| 4.  |
| 5.  |
| 6.  |
| 7.  |
| 8.  |
| 9.  |
| 10. |
| 11. |
| 12. |
| 13. |
| 14. |
| 15. |
| 16. |
| 17. |
| 18. |
| 19. |
| 20. |

SAMPLE PAGES

Teacher: photocopy, cut 1 **underwear** word strip out for each student. Have students cut the letters apart to manipulate.

|   |   |   |   |   |   |   |
|---|---|---|---|---|---|---|
| u | u | u | u | u | u | u |
| n | n | n | n | n | n | n |
| d | d | d | d | d | d | d |
| e | e | e | e | e | e | e |
| r | r | r | r | r | r | r |
| w | w | w | w | w | w | w |
| e | e | e | e | e | e | e |
| a | a | a | a | a | a | a |
| r | r | r | r | r | r | r |

Making Words: botsnozzle

\_\_\_\_\_  
Name

|     |
|-----|
| 1.  |
| 2.  |
| 3.  |
| 4.  |
| 5.  |
| 6.  |
| 7.  |
| 8.  |
| 9.  |
| 10. |
| 11. |
| 12. |
| 13. |
| 14. |
| 15. |
| 16. |
| 17. |
| 18. |
| 19. |
| 20. |

SAMPLE PAGES



Teacher: photocopy, cut 1 **botsnozzle** word strip out for each student. Have students cut the letters apart to manipulate.

|   |   |   |   |   |   |   |   |
|---|---|---|---|---|---|---|---|
| b | b | b | b | b | b | b | b |
| o | o | o | o | o | o | o | o |
| t | t | t | t | t | t | t | t |
| s | s | s | s | s | s | s | s |
| n | n | n | n | n | n | n | n |
| o | o | o | o | o | o | o | o |
| z | z | z | z | z | z | z | z |
| z | z | z | z | z | z | z | z |
| l | l | l | l | l | l | l | l |
| e | e | e | e | e | e | e | e |

Making Words: riptalesnorter

\_\_\_\_\_  
Name

|     |
|-----|
| 1.  |
| 2.  |
| 3.  |
| 4.  |
| 5.  |
| 6.  |
| 7.  |
| 8.  |
| 9.  |
| 10. |
| 11. |
| 12. |
| 13. |
| 14. |
| 15. |
| 16. |
| 17. |
| 18. |
| 19. |
| 20. |

SAMPLE PAGES

Teacher: photocopy, cut 1 strip out for each student. Have students cut the letters apart to manipulate.

|   |   |   |   |   |   |   |   |
|---|---|---|---|---|---|---|---|
| r | r | r | r | r | r | r | r |
| i | i | i | i | i | i | i | i |
| p | p | p | p | p | p | p | p |
| t | t | t | t | t | t | t | t |
| a | a | a | a | a | a | a | a |
| l | l | l | l | l | l | l | l |
| e | e | e | e | e | e | e | e |
| s | s | s | s | s | s | s | s |
| n | n | n | n | n | n | n | n |
| o | o | o | o | o | o | o | o |
| r | r | r | r | r | r | r | r |
| t | t | t | t | t | t | t | t |
| e | e | e | e | e | e | e | e |
| r | r | r | r | r | r | r | r |

# WRITE A LIST



In the book, *The Spunky Caboodle and the Christmas Fadoodle*, the author has 2 different lists. Have a look at them.

## Learn to write your own list

1. Choose a topic for your list. This will be your title.
2. Lists are made of words, not sentences.
3. Print them vertically, one under the other.
4. At the beginning of each word, put 1 of these

- Numbers 1
- Boxes
- Dashes --
- Bullets ●

Examples:

| Grocery List | Farm Animals |
|--------------|--------------|
| 1. apples    | -cat         |
| 2. bread     | -cow         |
| 3. milk      | -horse       |
| 4. eggs      | -sheep       |
| 5. juice     | -pig         |
| 6. pasta     | -chicken     |
| 7. rice      | -goat        |

Teachers- Below are some examples of templates that students can use to write their lists.



SAMPLE PAGES

# My Christmas Wish List



1. \_\_\_\_\_



2. \_\_\_\_\_



3. \_\_\_\_\_

4. \_\_\_\_\_



5. \_\_\_\_\_

6. \_\_\_\_\_



7. \_\_\_\_\_


8. \_\_\_\_\_



9. \_\_\_\_\_

10. \_\_\_\_\_





SAMPLE PAGES

|                          |  |
|--------------------------|--|
| <input type="checkbox"/> |  |
| <input type="checkbox"/> |  |
| <input type="checkbox"/> |  |
| <input type="checkbox"/> |  |
| <input type="checkbox"/> |  |
| <input type="checkbox"/> |  |
| <input type="checkbox"/> |  |
| <input type="checkbox"/> |  |
| <input type="checkbox"/> |  |
| <input type="checkbox"/> |  |



---

---

---

---

---

---

---

---

---


---

---

---

SAMPLE PAGES





## **BUILD A STORY**

In this activity, students learn to identify the parts of a story: introduction (catchy first line), setting, main characters, events, solution/ending.

Reread *The Spunky Caboodle* and *the Christmas Fadoodle* and as a class identify the parts of this story. Perhaps record the information under the five headings.

Now have some fun in this activity to build a (silly) story. Four pieces of information for each story section have been \*\*provided below (i.e. 4 *Introductions*, 4 *Settings*...etc.)

This activity can be done several different ways in the classroom. Here are a few suggestions:

- A. Divide the students into 5 groups of each story part (i.e., Group **A** is *Introductions*, Group **B** is *Settings*, Group **C** is *Characters*, Group **D** is *Event*, Group **E** is *Solution*)  
Within each group, number the students 1, 2, 3, 4  
All of the #1s will read aloud their \*\*piece of the story in order.  
Then, all of the #2s will read aloud their piece of the story in order.  
Continue with #3s and #4s. They have just read 4 silly short stories!!
- B. Put students into **groups of 5**. Within their group have the students identify themselves as a story part: *Introduction*, *Setting*, *Character*, *Event* and *Solution*. Photocopy the story parts \*\*provided below. Cut each section out and give the correct story section to each member of the group. The student with *Introductions* will choose one of the introductions to read aloud. The student with the *Settings* will choose what setting to read. The other members in the group will follow. Since the students will each have 4 options of their part, they can choose what part of their story they want to add.
- C. This is an individual writing activity. Post the five story parts \*\*provided and have the students choose what phrase they like best from each part to create their own silly story. They can print them on paper. Encourage students to add more details to their story to expand it. Remember to add punctuation and missing words to make proper sentences. Add an illustration.
- D. This is an activity for 2 or 3 students at a time. Set up a center. Print each \*\*story part suggestion on printing strips. Colour code them (i.e., print all of the *Introductions* on pink printing strips, etc.). Hang up a sentence pocket chart. Have the children choose a sentence from each category and build a story. Encourage them to read it to their friends. They may want to copy their story down and add an illustration.

## **\*\*BUILD A STORY**

### Introduction:

1. Very many moons ago
2. It was going to be an awful day
3. Something exciting was about to happen
4. Once upon a time

### Setting:

1. in Santa's workshop at the North Pole.
2. at a craggedy knoll in England.
3. down in the dragon's meadow.
4. in my very own home.

### Characters:

1. The Mob Gob (or just some of them: Knob, Snob, Blob, Flob)
2. The Spunky Caboodle (or just some of them: Humphrey, Morley, Quinsy, Barnaby)
3. Santa and his elves
4. You and a friend (insert names)

**Event** : (oops, I gave you 8 events instead of 4!!)

1. the toys are acting cheeky-freaky

2. finds magical dust

3. loses their little brother

4. turns into a reindeer

5. is going to a winter concert

6. stuck in a snowbank

7. running from an enormous snowball

8. lost something precious

Solution:

1. get rescued

2. must stay in the North Pole making toys

3. learn a lesson and feel proud

4. forgive their faults and all their fat lies

## WRITING ACTIVITY

The Spunky Caboodle were there to help Santa in a crisis. They did a good deed.

If you have a **crisis**, anytime of day,  
Call the SPUNKY CABOODLE, and they'll be on their way.

Brave, mighty heroes, watchers of the land, Ready for action, *ready on demand*

Write about what other good deeds the Spunky Caboodle could do during the holidays to help others or to make others happy.

You can also write a profile like the author did for each of the Spunky Caboodle. If you were a member of the Spunky Caboodle, tell us your name, your favourite saying, your power and your dragon's name. What would you do to help others and make them happy?

|                   |              |
|-------------------|--------------|
| Name:             |              |
| Home:             | Personality: |
| Dragon:           |              |
| Power:            |              |
| Favourite saying: |              |
| I would...        |              |

i.e.,

Name: **Morley Patch**  
Classification: TROW  
Personality: grumpy dude  
Home: Scotland  
Dragon: Botsnozzle  
Power: iron staff  
Favourite saying: "IT'S A RIPTALESNORTER!"

## **JUICY WORDS (OR ADJECTIVES)**

The author, Shelley O'Brien uses many juicy words in her story. These are describing words, or properly called, adjectives. Adjectives are the colour, number, size, shape, speed, texture, quality of a noun (a person, place or thing). Juicy words make the story interesting and exciting. They allow the reader to picture things more clearly.

Try it. Read this:

I see snow falling.

That's a fine sentence. But, now read this:

I see **big, fluffy** snowflakes falling.

The blue words are the juicy words or adjectives.

**big**: tells you the size of the snowflakes.

**fluffy**: tells you the texture of the snowflakes.

As a class, generate a list of Juicy Words. Record them on chart paper. Put headings at the top of each list: i.e.,

| <b>size</b> | <b>colour</b> | <b>speed</b> | <b>texture</b> | <b>quality</b> |
|-------------|---------------|--------------|----------------|----------------|
| small       | black         | slow         | rough          | spunky         |
| humongous   | pink          | speedy       | smooth         | mighty         |

Here is a list of adjectives and nouns from *The Spunky Caboodle*

Have a look:

|                 |                 |
|-----------------|-----------------|
| helping hands   | big club        |
| hot arrow       | steel hammer    |
| magic gold dust | fart bombs      |
| mighty heroes   | nasty bad guys  |
| odd noise       | white beards    |
| square wheels   | spunky caboodle |

Can you think of different adjectives that the author could have used to describe these nouns?

Listen to the story again. This time be aware of the juicy words used (especially the ones in the chart above). Notice how they add so much to the story.

Practice printing your own sentences using lots of juicy words.



SAMPLE AGES

# WORD SEARCH (EASIER VERSION)

Name: \_\_\_\_\_

Created with TheTeachersCorner.net Word Search Maker

## The Spunky Caboodle ...

|   |   |   |   |   |   |   |   |   |   |   |   |   |   |   |   |   |   |   |   |
|---|---|---|---|---|---|---|---|---|---|---|---|---|---|---|---|---|---|---|---|
| g | w | s | a | n | t | a | k | w | z | l | u | j | o | j | n | n | f | t | p |
| i | t | o | y | m | n | g | j | c | a | b | o | o | d | l | e | j | k | x | b |
| b | l | x | b | z | z | q | o | x | h | h | d | n | e | u | x | m | w | w | l |
| x | x | r | f | j | g | z | y | n | n | d | y | h | c | f | v | r | c | y | h |
| s | i | l | w | f | o | i | k | r | x | s | q | p | v | g | s | b | i | b | g |
| k | z | h | c | h | s | m | w | m | c | o | r | k | e | r | o | w | c | k | k |
| k | t | i | b | k | x | e | u | p | a | o | v | v | b | e | g | b | g | o | f |
| l | i | s | t | t | r | s | z | e | u | o | w | i | y | p | e | z | s | q | l |
| i | m | w | p | d | r | a | g | o | n | z | b | c | u | t | z | g | c | c | m |
| y | v | t | h | u | l | l | a | b | a | l | o | j | z | t | i | b | b | j |   |
| b | h | o | s | p | u | n | k | y | i | t | c | p | o | y | h | g | w | n | f |
| b | q | q | z | d | j | p | o | u | c | p | i | q | i | a | g | l | o | a | g |
| j | e | j | y | h | u | w | g | g | f | o | r | g | i | v | e | g | v | x | x |
| d | i | j | l | b | p | f | m | b | n | m | n | s | o | o | q | i | p | j | x |
| d | p | w | b | y | h | u | w | q | g | o | b | y | o | y | t | s | n | d | z |
| b | r | k | p | c | x | t | t | z | m | t | y | k | g | u | k | h | c | w | p |
| b | p | l | n | v | s | e | t | e | a | m | n | g | h | l | b | u | x | l | s |
| j | m | r | x | y | j | v | g | u | p | q | w | k | s | a | y | j | c | w | a |
| i | s | d | n | i | n | j | a | z | o | x | c | s | d | y | h | j | h | j | p |
| a | p | c | a | h | n | s | l | b | g | a | g | r | m | n | c | o | m | l | v |

spunky

team

santa

gob

caboodle

corker

toy

ninja

dragon

list

hullabaloo

forgive



# WORD SEARCH (TRICKIER VERSION)

Name: \_\_\_\_\_

Created with TheTeachersCorner.net Word Search Maker

## The Spunky Caboodle

|   |   |   |   |   |   |   |   |   |   |   |   |   |   |   |   |   |   |   |   |   |   |   |   |   |
|---|---|---|---|---|---|---|---|---|---|---|---|---|---|---|---|---|---|---|---|---|---|---|---|---|
| b | d | h | p | q | d | u | t | h | x | h | h | n | q | x | c | i | n | q | t | c | b | q | g | t |
| s | c | q | q | x | z | k | h | c | s | w | j | q | u | n | p | c | k | e | q | f | v | c | v | j |
| a | a | z | o | e | r | j | z | a | p | l | a | i | d | k | s | x | x | j | k | t | b | n | i | n |
| n | w | c | y | q | x | b | w | e | b | b | p | j | c | i | t | d | n | c | e | y | h | b | q | j |
| t | h | i | b | i | c | g | i | p | k | a | n | j | w | q | k | g | t | g | e | t | x | e | j | b |
| a | f | a | u | i | d | a | w | z | w | u | x | d | t | r | c | t | j | w | z | t | y | u | g | x |
| l | o | o | k | m | i | e | w | y | l | p | i | y | o | y | f | k | b | a | k | s | t | y | j | e |
| z | r | i | o | d | i | b | i | q | v | o | f | k | y | t | r | r | o | m | r | i | w | h | e | w |
| m | g | g | p | e | t | q | j | l | r | d | h | f | c | i | z | l | v | k | s | l | s | b | n | x |
| h | i | e | h | x | h | d | x | w | c | f | c | x | t | k | o | b | i | g | e | y | v | r | y | n |
| r | v | b | f | d | b | z | q | i | p | a | k | j | s | a | i | x | u | k | s | j | g | i | m | a |
| m | e | y | n | v | x | c | s | n | w | s | y | k | n | u | p | s | c | t | h | x | a | p | y | t |
| f | e | s | d | x | p | s | n | v | a | g | o | o | m | q | f | s | k | h | u | s | i | t | z | t |
| g | m | o | p | u | m | q | x | w | o | n | r | x | p | f | k | p | m | u | c | v | u | a | m | x |
| r | b | z | r | b | u | f | k | l | c | i | h | q | w | f | o | a | b | v | y | a | p | l | i | n |
| a | k | e | u | d | n | u | u | w | h | n | g | q | e | h | y | i | p | j | x | t | u | e | t | k |
| q | k | u | y | v | j | l | j | q | n | j | l | m | l | a | w | g | d | r | y | j | e | s | n | t |
| h | l | z | l | k | r | m | a | k | g | a | l | k | d | a | d | k | b | y | k | j | l | n | k | l |
| y | v | f | w | j | p | a | h | f | o | r | l | c | o | r | r | j | y | f | m | a | v | o | q | d |
| k | j | q | p | s | f | e | x | n | b | d | q | v | o | f | a | r | t | t | d | k | d | r | s | j |
| r | s | j | l | e | p | t | e | u | i | v | y | h | b | k | g | y | t | k | s | d | b | t | d | u |
| c | l | f | y | m | a | o | h | u | l | l | a | b | a | l | o | o | v | v | p | h | o | e | w | h |
| w | b | x | p | u | o | u | s | z | u | s | y | i | c | b | n | f | s | o | h | m | q | r | i | t |
| v | y | c | i | o | z | z | m | n | o | k | c | o | r | k | e | r | d | d | s | h | t | h | b | a |
| n | y | b | x | g | o | f | y | v | u | x | g | s | y | p | d | n | c | m | u | x | n | k | p | l |

spunky

list

corker

forgive

hullabaloo

caboodle

toy

santa

dragon

fart

team

ninja

gob

peach

riptaesnorter

Colour **Humphrey Nudge** and add your own magical power into his hands and draw the background.

---



Name: \_\_\_\_\_

Colour **Morley Patch** and add your own magical power into his hands and draw the background.

---



Name: \_\_\_\_\_

Colour **Quinsy Wick** and add your own magical power into his hands and draw the background.

---



SAMPLE PAGES

Name: \_\_\_\_\_

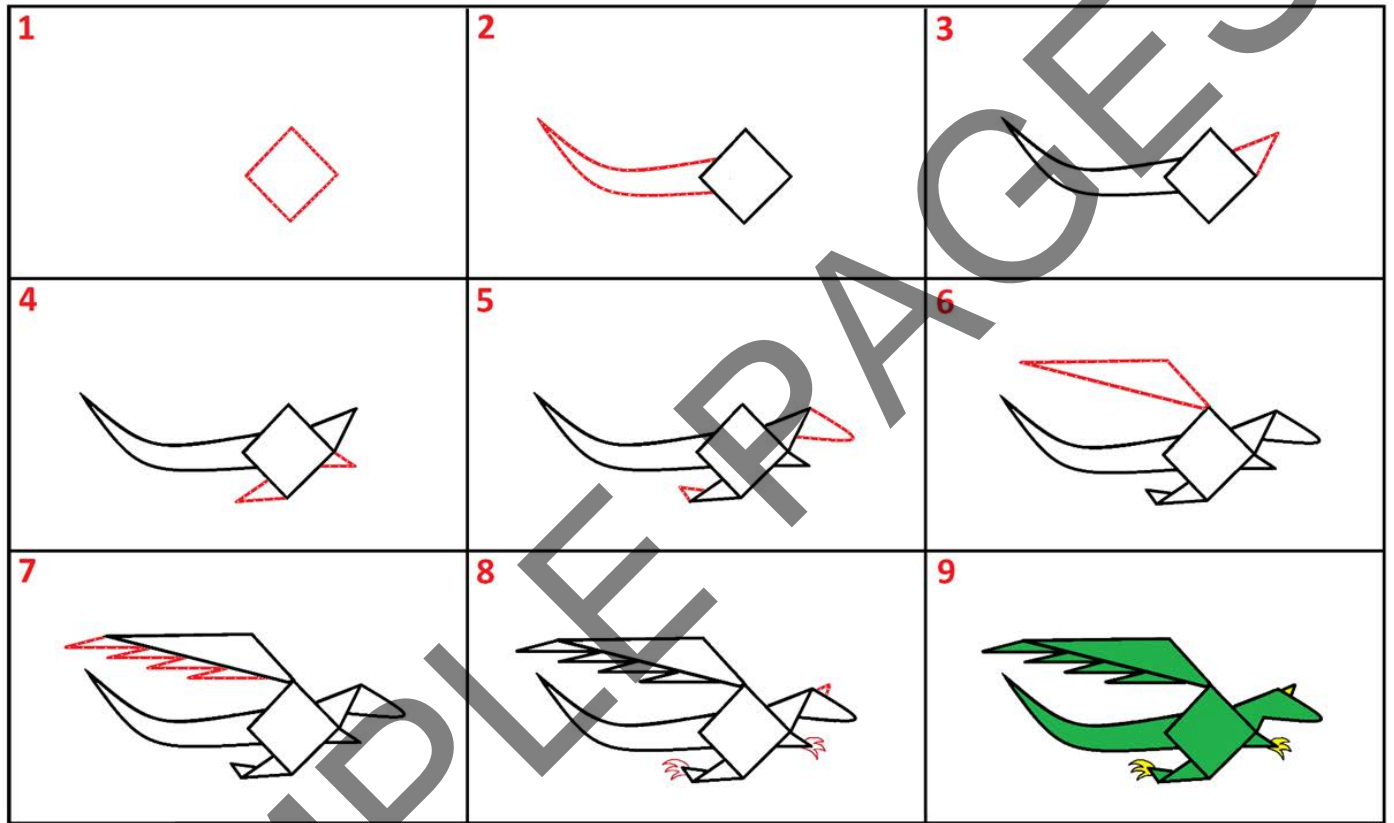
Colour **Barnaby Potts** and add your own magical power into his hands and draw the background.



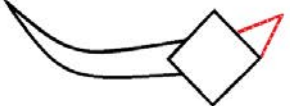
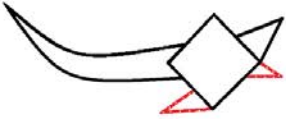
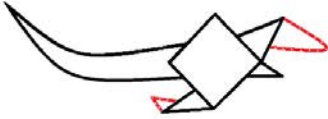

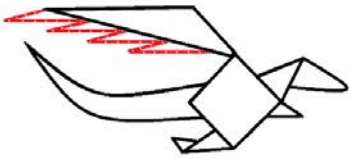
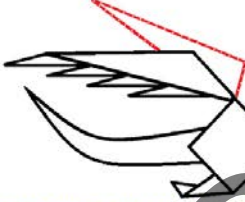







---



Name: \_\_\_\_\_

**LEARN TO DRAW THE DRAGONS, STEP BY STEP  
(3 DIFFERENT VERSIONS):**



|   |  |   |
|---|--|---|
| <p>1</p>     | <p>2</p>    | <p>3</p>     |
| <p>4</p>     | <p>5</p>   | <p>6</p>     |
| <p>7</p>     | <p>8</p>  <p>The second wing is optional. You don't have to add it if you don't want to.</p>  | <p>9</p>     |
| <p>10</p>   | <p>11</p>  <p>You can stop here if you like. Or, you can add any, or all, of the following features from 11-14. You can add anything else you want as well! Use your imagination!</p> | <p>11</p>   |
| <p>12</p>  | <p>13</p>    | <p>14</p>  |

SAMPLE PAGES

How to draw Snoggrople in 8 steps

1



2




3



4




5




SAMPLE PAGES



6



7



8



SAMPLE PAGES

*A note from the author, Shelley O'Brien:*

*Thank you for purchasing my book! I am so grateful for your support and hope this story fills your gaffers with a spark of Christmas joy and mayhaps a tad of naughtiness too!*

*My sister, Laura Orser has created this scrumptious activity package to use with the Caboodle. It is best suited for children ages 4 to 7 with options for adaptations. Laura has been a primary educator for over 30 years and has been my mentor throughout this writing journey.*

*Christmas wishes,*

*Shelley*

#### Terms of Use

- This product is copyrighted and your download gives you exclusive, single license (one educator) usage for personal use only. You are free to use this product within the scope of your own classroom and with your own students.
- You may not redistribute, duplicate, edit, post, or sell this resource as a whole or in part.
- This product may not be used to create something new, and may not be distributed in any way without specific, written consent from Shelley O'Brien.
- This product may not be uploaded to the Internet or uploaded to a public retrieval system outside of the scope of your own classroom use. Violations are subject to penalties to the Digital Millennium Copyright Act (DMCA).
- If you would like to share this product with your colleagues or department, please purchase additional licenses from my store at a discounted price.
- If you have any questions pertaining to the limited license for this product, please contact me at [shelleyobrienauthor@gmail.com](mailto:shelleyobrienauthor@gmail.com)

Thank you for using this resource with courtesy and professionalism!